



CONTROLLING THE FUTURE OF LIGHTING

A four output feed through relay module comprising three single pole contacts and a double pole contact output for the control of blinds, screen motors, plasma lifts, water pumps, contactors and switched lighting circuits.

▶ PRODUCT INFORMATION

- ▶ 3 x Single Pole Contacts
- ▶ 1 x Double Pole Contacts
- ▶ Compact 6M width DIN Rail Mounting Module
- ▶ M-BUS enabled
- ▶ Silver-Tin-Oxide Contacts for reliable switching
- ▶ Can be installed as part of a 17th Edition Compliant installation
- ▶ Clearance for Three Phase Switching.
- ▶ Complies with EC EMC and Low Voltage Directives
- ▶ CE Compliant
- ▶ ISO9001 certified design and manufacturing facility




The eDIN Relay Module Dimmer offers ultimate flexibility in selecting switching formats for various loads. Three single pole changeover contacts allow for simple ON/OFF operation or Start/Stop commands. A Double Pole Changeover Contact is also included to suit certain motor control types that require direction control ensuring that the relay module provides provide flexible, adaptable control for small to medium scale projects.

Basic standalone control using a single keypad provides simple changeover operation of the relay outputs. Use with a configurable I/O module (DIN-INT-00-08) to control SELV 1-10V, LED drivers. Use with a Universal Ballast Controller module (DIN-UBC-01-05) to control the mains switching for 1-10V, fluorescent ballasts. When used with an eDIN Network Processor Unit full control of each output is available. An on-board menu system provides simple setup of circuit functions, relay test facility.

▶ M-BUS CONNECTIVITY

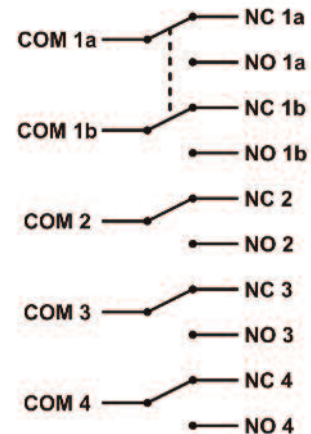
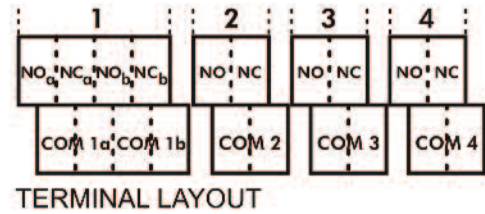
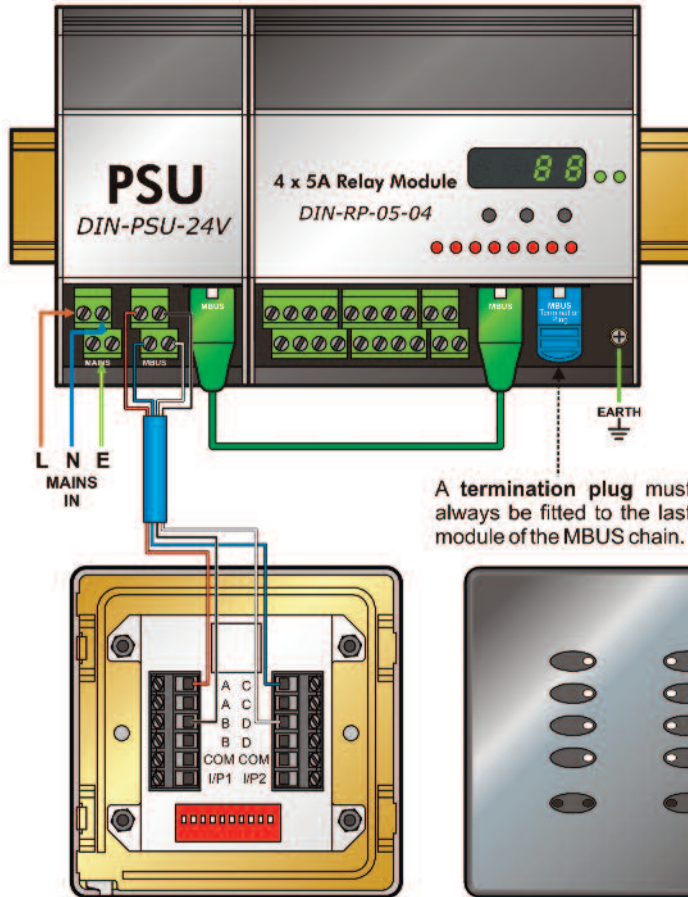
The DIN-RP-05-04 eDIN Module is M-BUS enabled and can be used with the Evolution control system as a slave relay unit allowing the flexible and compact eDIN Modules to be combined with the highly configurable Evolution System making Mode Lighting products the perfect choice for any scale of project.



CONTROLLING THE FUTURE OF LIGHTING

Mode Lighting (UK) Ltd.  
 The Maltings, 63 High Street,  
 Ware, Hertfordshire, SG12 9AD,  
 United Kingdom.  
 Tel: +44 (0) 1920 462121  
 Fax: +44 (0) 1920 466881  
 email: sales@modelighting.com  
[www.modelighting.com](http://www.modelighting.com)

## ▶ MODULE WIRING



## ▶ INSTALLATION NOTES

eDIN Modules must be installed within a suitable surface mount enclosure with integral DIN rail. Installation must be carried out by a qualified electrician in accordance with the National Wiring Regulations and other applicable regulations. Compliance to EC EMC and Low Voltage Directives may be invalidated if not used or installed according to the published specification.

The eDIN Relay Module employs micro-gap relays for true switched control. Modules utilise a custom metal casing for thermal management and product integrity.

eDIN Relay Modules must be earthed.

Modules contain no user servicable parts and should not be opened.

**Compatible load types:-** Incandescent, Electronic Converter, Iron Core, Fluorescent and Motor

Please see the eDIN installation manual for further details and examples of standalone operation or visit [www.edincontrols.com](http://www.edincontrols.com)

MODEL	4 x 5A Feed Through Relay Module
Part code	DIN-RP-05-04
DIN Module Size	6M
Dimensions	104mm Wide x 100mm High x 64mm Deep
Weight	0.43kg
Input Voltage	24V DC Supplied through M-BUS Connection
Input Connections	M-BUS Connection
Control Input	Mode M-BUS
M-BUS Connection	2 x RJ-45 (in and out)
M-BUS Current Consumption	80 mA
Outputs	1 x DPCO / 3 x SPCO. Max. wire size 1.5mm <sup>2</sup>
Output Control Type	Switching only - Volt Free Contact Closures
Channel loading	5A resistive, 2A inductive load per relay (feed-through)
Module Loading @ 230V	20A maximum
Ambient Temperature	0 - 40°C
Standards (EC EMC and Low Voltage Directives)	EN55015, EN61547, EN61000-3-2, EN61000-3-3 and EN60669-2-1

## ▶ COMPANY BACKGROUND

Mode Lighting work closely with Lighting Designers, M & E Consultants, Architects, Quantity Surveyors, Developers, Electrical Contractors and specialist AV installers to ensure the right solution is provided for every individual project. Products designed and manufactured by Mode Lighting include control systems, electronic transformers and LED assemblies. Nearly 40 years of experience in these areas has led to the creation of a worldwide network of satellite offices, distributors and dealers to provide local sales and technical support to clients on Mode products.

DS000 - V1